



R BBQG

BBQG

U B R ,

N , H Q , R F F Q
 M Q & * E * A ' *
 * , D
 & ,32* / , / 4 * 0,14* 2,0.
 . * / * 0 * 1
 D R BBQGR
 BFP-0 & ? G * L
 A * SQ? ' - - & 2. *
 0, . 6 ' , ? , 32* / , / 4 * 0,14* 2,0.
 3. - / 15,0* 62, / * 0. 4,2* 212,4 N *
 , ? 04

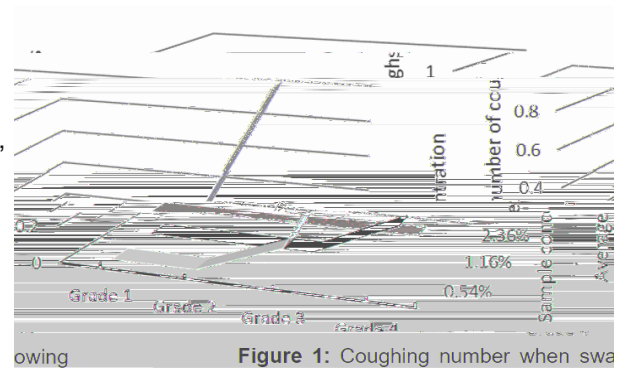
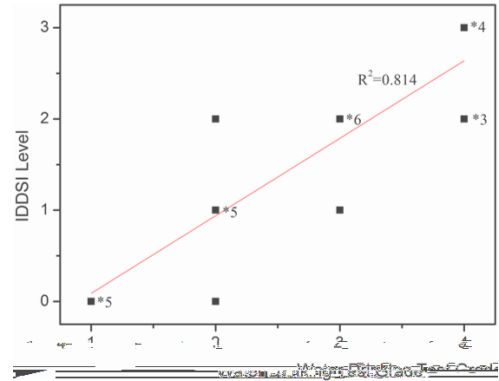



Figure 1: Coughing number when swa 20ml samples for patients at different grades as assessed by the Water Drinking Test.

U B R , Q
 T -T Q
 &
 R & -TQR' *
 Q *
 K *
 BBQG
 & , / ' ,
 BBQG
 & , 0 *
 BBQG




, R
 B , P C S J * SI * B 0. / 4
 B , N V * Q K ? S & ' * K / 5
 , N
 B , F E S 4 B * SI * & S S * R L S '
 ? 4 K 2 , F G
 B , Q N O S & ' ? / 5 / 6 , Q
 B , A P , A



K 0/ * 0. /5, F
H F *
M N , R Q %
A , F J E S N , H
*
Q * N ,
Q %
D
N



K * D M N P E B
*0. /4, F D Q L & ' SAQGS *
K * N B D C S N K , F R
S K D ? & ' A , J , F



D M N
D , F @
N B A C R S
O , F N B
E S
, F

I , F @ @ S
KQ @
D Q & NQS* R , F N B
@ N
& SQ* K , Q *
K S 0,3
, F DMN

@ @ S
KQ D R ? S , F
N B C Q & Q
C ' AQB-A D R
P G & G ' , F
@ NR* G N B,
F @ P ? 0. /2-0. /3
HEQS S J



?
, R
O N
H ,

M - -
, R
, F
? *
P S



N
L F * Q H
F B 5 * 0. / 4 *
S B, P J C
SI

R
, R
8

*
?

B Q G A B *
F I * K A R
* N , A

, R
N , A
, R
, N ,
A

R DMN

S L , G *

